




ELEMENTARY SCHOOL EXHIBITS

RULES:

1. All students in the Bluewater and surrounding areas may compete in their grade level only as of June 2025, making only one entry for each exhibit.
2. All exhibits must be the work of the student.
3. Entry tags must be properly filled in (see below).
4. Exhibits and prize money will be delivered to the schools in September.
5. Prize money for all exhibits: **1st** \$3.00; **2nd** \$2.00; **3rd** \$1.00.
6. Exhibits will be picked up on **Thursday, June 26th** by a Zurich Agricultural Society Member. *Class murals must be submitted by email on Friday, June 20th.

How to fill out a fair tag:



Zurich Country Fair
P.O. Box 472
Zurich, ON N0M 2T0
www.zurichcountryfair.com

SCHOOL EXHIBITS

Grade:

Exhibit Number:
Keep Name Covered till after judging

Please Circle School*

St. Boniface
BCES
Precious Blood
OLMC
Stephen Central

(Fold at crease and fasten securely)

I hereby certify that this exhibit was prepared by the exhibitor
and complies with the rules set forth in the Prize List

NAME:

←current grade of student

← number that the exhibit was given in that grade (e.g. 1-5)

*French Exhibits (F1, F2 or F3)

*Specials (S1, S2 or S3)

←please circle

←first and last name of student

KINDERGARTEN	Year One (Jr.)
---------------------	----------------

1. Print on unlined paper with pencil, child's first name and the Numbers 1-5.
Teacher/ECE may draw lines for the child to print on.
2. Crayon drawing, "A Self Portrait"
3. Painting: "Barnyard"
4. Pattern colouring page: colour in 2 different patterns (*found in appendix*)

KINDERGARTEN	Year Two (Sr.)
---------------------	----------------

1. Print on unlined paper with pencil, child's first and last name and the Numbers 1-10.
Teacher/ECE may draw lines for the child to print on.
2. Crayon drawing, "My Family" in spring/summer
3. Painting: "Barnyard"
4. Pattern colouring page: colour in 2 different patterns (*found in appendix*)

GRADE	1
--------------	---

1. Draw and colour the correct number of barnyard animals in each row (*found in appendix*)
2. Draw, colour and label a farm animal and its baby (e.g., a mare and foal)
3. Write an acrostic poem: B A R N Y A R D (*found in appendix*)
4. Print the poem, *Good Morning, Mrs. Hen* (*found in appendix*) in pencil- judged on penmanship (letter formation, accuracy, etc.). Use lined paper.
5. List 8 crops grown by Canadian Farmers. Provide small drawings of each.

GRADE	2
--------------	---

1. Coloured picture using 2D shapes (pattern blocks). Students may trace blocks.
2. Create a package for a new seed (e.g., Purple Watermelon) $\frac{1}{4}$ of paper (8.5 X 11 divided for 4 students)
3. Write an acrostic poem: B A R N Y A R D (*found in appendix*)
4. Print the poem, *Good Morning, Mrs. Hen* (*found in appendix*) in pencil- judged on penmanship (letter formation, accuracy, etc.). Use lined paper.
5. List 8 crops grown by Canadian Farmers. Provide small drawings of each.

GRADE	3
--------------	---

1. Coloured picture using 2D shapes (pattern blocks). Students may trace blocks.
2. Create a package for a new seed (e.g., Purple Watermelon) $\frac{1}{4}$ of paper (8.5 X 11 divided for 4 students)
3. World's Greatest Mom/Dad/Grandma/Aunt/Teacher...etc. Write a list of 5 things that make this person the world's greatest.
4. Print the poem, *Good Morning, Mrs. Hen* (*found in appendix*) in pencil- judged on penmanship (letter formation, accuracy, etc.). Use lined paper.
5. Write out your favourite recipe. Include any special tips and tricks. Draw a picture of your creation.

GRADE	4
--------------	---

1. In Cursive Writing, write the first 2 lines of O Canada: (*O Canada! Our home and native land! True patriot love in all of us command.*)
2. An advertising poster, depicting a fruit or vegetable character who promotes healthy eating.
3. Write a list of 5 things you would like to see/do at the Zurich Country Fair
4. Print the poem, *Five Little Chickens* (*found in appendix*) in pencil- judged on penmanship (letter formation, accuracy, etc.). Use lined paper.
5. Create a short story about animals on a farm. A picture, coloured with any media, may accompany writing.

GRADE	5
--------------	---

1. Design a postcard for Zurich, ON on a half of an 8.5 X 11 paper
2. Pointillism Painting: illustrate, using paint and q-tips, a barnyard scene.
3. Writing: What are your three favourite farm animals and why?
4. Print the poem, *Five Little Chickens* (*found in appendix*) in pencil- judged on penmanship (letter formation, accuracy, etc.). Use lined paper.
5. Create an award for yourself and explain why you would get it. A picture, coloured with any media, may accompany writing.

GRADE	6
--------------	---

1. Design a postcard for Zurich, ON on a half of an 8.5 X 11 paper
2. Design a Canadian Postage Stamp (10cm x 10cm)
3. Make a list of 5 things that you might like to exhibit at the Zurich Country Fair.
4. Print the poem, *Five Little Chickens* (*found in appendix*) in pencil- judged on penmanship (letter formation, accuracy, etc.). Use lined paper.
5. Write a how to guide: How to make my favourite recipe (e.g *Blueberry Muffins* or *Potato Salad*). Draw a picture of your recipe.

GRADE	7
--------------	---

1. Graffiti Name: Design and colour your first name on paper (no larger than (11" X 17"). Design and colour the background.
2. Create a "Shades of Summer" poster. Simply draw a "selfie" with sunglasses projecting the thing you're most looking forward to in summer. Create your own on paper no larger than (11" X 17" ledger size)
3. Type up a radio announcement to be read by a radio announcer to promote the Zurich Country Fair
4. Print the poem, *Farm Alphabet* (*found in appendix*) in pen- judged on penmanship (letter formation, accuracy, etc.). Use lined paper.
5. Aurora Borealis Chalk Drawing: using black construction paper and coloured chalk, design a scene depicting an Aurora Borealis light show.

GRADE	8
--------------	---

1. Graffiti Name: Design and colour first name on paper (no larger than (11" X 17"). Design and colour the background.
2. Create a "Shades of Summer" poster. Simply draw a "selfie" with sunglasses projecting the thing you're most looking forward to in summer. Create your own on paper no larger than (11" X 17" ledger size)
3. Type up a radio announcement to be read by a radio announcer to promote the Zurich Country Fair
4. Print the poem, *Farm Alphabet (found in appendix)* in pen- judged on penmanship (letter formation, accuracy, etc.). Use lined paper.
5. Aurora Borealis Chalk Drawing: using black construction paper and coloured chalk, design a scene depicting an Aurora Borealis light show.

Exhibit	FRENCH
----------------	--------

Gr. 1-3: Exhibit #: F1

Draw a coloured picture of "le potager" (the vegetable garden). Say the name of as many vegetables grown in a garden as possible in French. Label the vegetables you can say in French.

Gr. 4-6: Exhibit #: F2

Create a meal using the Canadian Food Guide as a guide and draw and label the foods you enjoy eating. Make sure you have at least one food from each of the three categories. (fruits and vegetables, protein foods, whole grain foods). Label each item on the plate with a sentence. "J'aime ____".(see appendix)

Gr. 7-8: Exhibit #: F3

Write out a healthy recipe (using a computer or hand written) in French. Include a picture of your creation.

Exhibit	SPECIAL #1 (Exhibit #: S1)
----------------	-----------------------------------

Students are invited to *design a poster and slogan* to highlight **Safety on a Farm**.
Handmade, any media, size 11" X 17" (ledger size)

Visit this website for ideas about Farm Safety:

<https://www.casa-acsa.ca/wp-content/uploads/CASA-Toolbox-Talks-KIDS-ENG.pdf>

Activity sheets to practice spotting hazards on a farm:

- https://www.casa-acsa.ca/wp-content/uploads/KSV-BASF-001_SpotHazardActivitySheet_F-1.pdf

https://www.casa-acsa.ca/wp-content/uploads/BASF-001_ColoringSheets3_F-1.pdf

https://www.casa-acsa.ca/wp-content/uploads/BASF-001_ColoringSheets2_F.pdf

PRIZES: 1st \$5.00; 2nd \$3.00; 3rd \$2.00 in each division

PRIMARY - Grades 1, 2, 3 / JUNIOR - Grades 4, 5, 6 / INTERMEDIATE - Grades 7, 8

Exhibit	SPECIAL #2 (Exhibit #: S2)
----------------	-----------------------------------

Students are invited to design a **poster** to promote the **Zurich Country Fair**.
Handmade. Colour. Minimum size (8 ½" X 11"), maximum size (11" X 17") using any media.

Poster **must** include:

Zurich Country Fair
July 25, 26 & 27, 2025
Barnyard Bash

Events include a Baby Show, Exhibits, Youth Games, Petting Zoo, Livestock Shows, Lawn Tractor Pulls, Musical Entertainment, Homecraft & School Exhibits, Mini Tractor Pull, and more.
Posters will be judged on overall appearance. Make an eye-catching creation!
The first place posters will be eligible to enter the OAS District 8 competition in October 2025.

PRIZES: 1st \$12.00; 2nd \$10.00; 3rd \$8.00; 4th \$6.00; and 5th \$4.00 in each division
JUNIOR – Up to and including Grade 4 / INTERMEDIATE - Grades 5 to 8 / SENIOR - Grades 9 to 12

Exhibit	SPECIAL #3 (Exhibit #: S3)
----------------	-----------------------------------

Classes are invited to create a **Class Mural**, reflecting the 2025 theme, "Barnyard Bash." Mural to be a maximum of 8 feet long. One entry per class. (Please complete fair tag and have class name as 'Name'.)

A photograph of class submission must be emailed to sara.steeper@gmail.com by Friday June 20th at 5pm. Murals are due one week earlier to allow for an ice cream party (due: **Friday, June 20th). Murals will be picked up from the school the following week, when other entries are due.


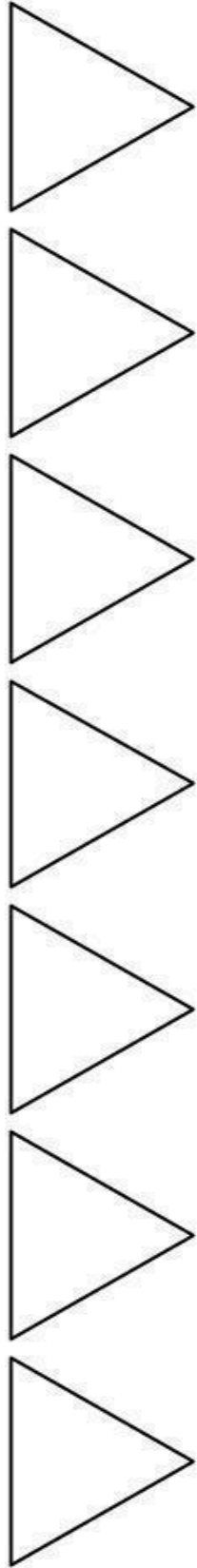
PRIZE: the winning class will receive one tub of ice cream to share during the last week of school
(Ice Cream Donated by **Town and Country Bowling Lanes** in Zurich)



For Information or questions please contact :
--

Zurich Agricultural Society School Exhibits Directors:
Sara Steeper- sara.steeper@gmail.com
Elisa Petrenko - elisa.petrenko@gmail.com

Kindergarten



1

Cow

2

Horses

3

Sheep

4

Pigs

5

Chickens

B

A

R

N

Y

A

R

D

Good Morning, Mrs. Hen

Good morning, Mrs. Hen.
How many chickens have you got?
Madam I've got ten.
Four of them are yellow,
And four of them are brown,
And two of them are speckled red,
The nicest in town.

Five Little Chickens

Five little chickens by the old barn door,
One saw a beetle, and then there were four.

Four little chickens under a tree;
One saw a cricket, and then there were three.

Three little chickens looked for something new:
One saw a grasshopper; then there were two.

Two little chickens said, "Oh, what fun!"
One saw a ladybug; then there was one.

One little chicken began to run,
For he saw a katydid, then there were none!

Farm Alphabet

A is for the apples that grow on trees.

B is for the barn where animals live.

C is for the cow that gives milk.

D is for the dog that guards the sheep.

E is for the eggs we eat for breakfast.

F is for the farmer who works on the farm

G is for the garden where food is grown.

H is for the horses and the hay they eat.

I is for the ice cream that is made from milk.

J is for the jelly that we eat on toast.

K is for the kids which are baby goats.

L is for the lambs that supply us with fleece.

M is for the milk that we like to drink.

N is for the nest in which eggs are laid.

O is for the overalls that some farmers wear.

P is for the pigs that cool off in the mud.

Q is for the quilts that keep us warm.

R is for the rooster who crows in the morning.

S is for the silo where silage is kept.

T is for the turkey we eat at Thanksgiving.

U is for the udder that you find on a cow.

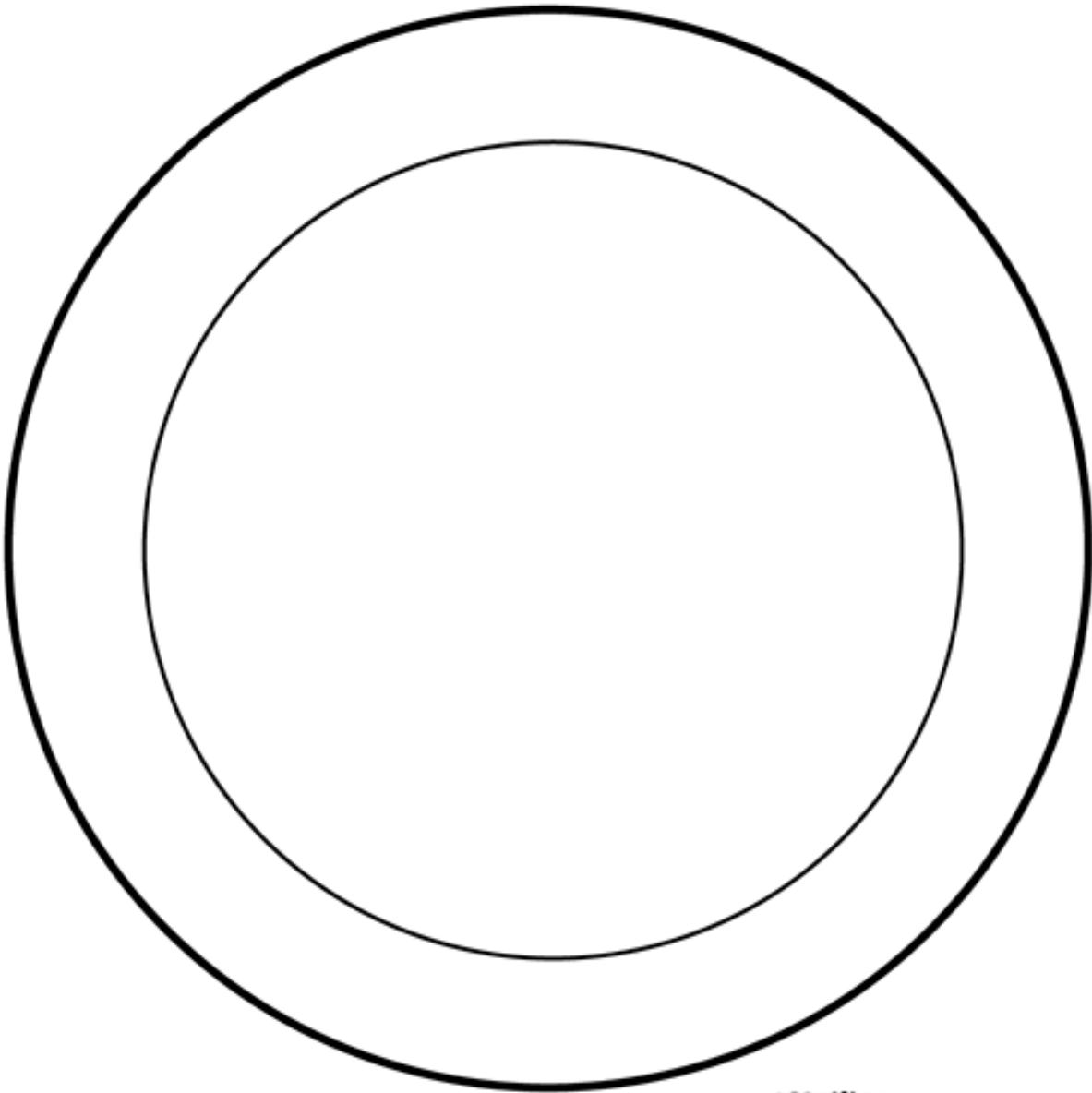
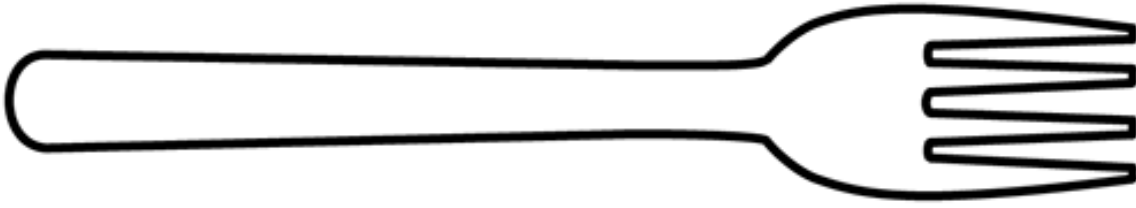
V is for the vines where pumpkins grow.

W is for the wool that we get from sheep.

X is for X-mas-tree farms where we buy Christmas trees.

Y is for the yarn that is made from fleece.

Z is for the zinnia, a flower that's nice.



J'aime _____ .

J'aime _____ .

J'aime _____ .